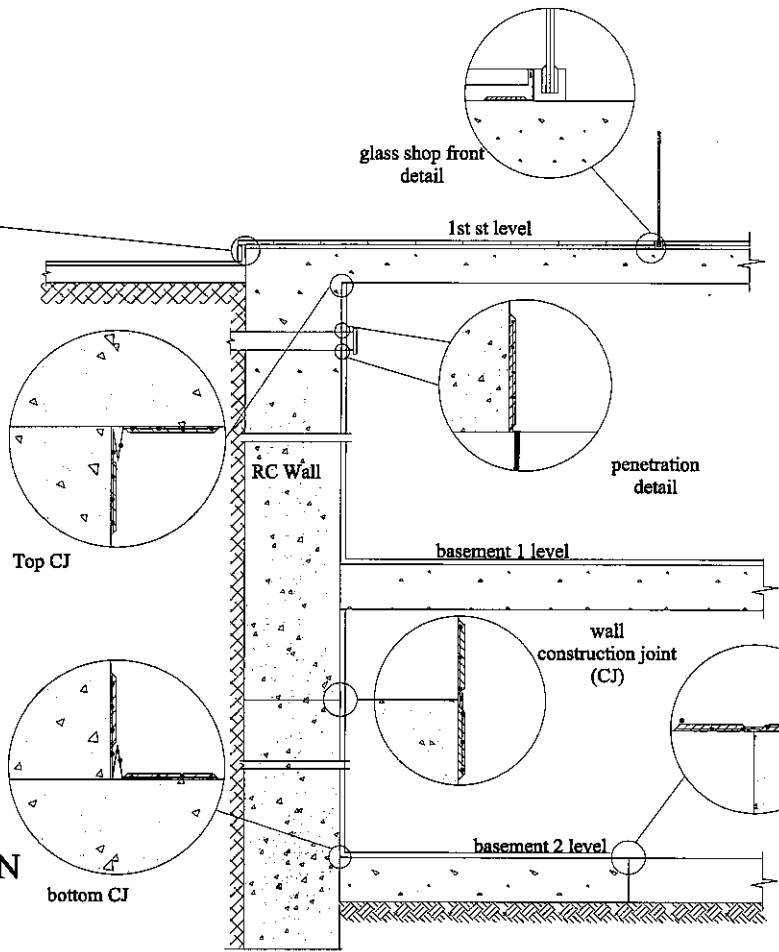
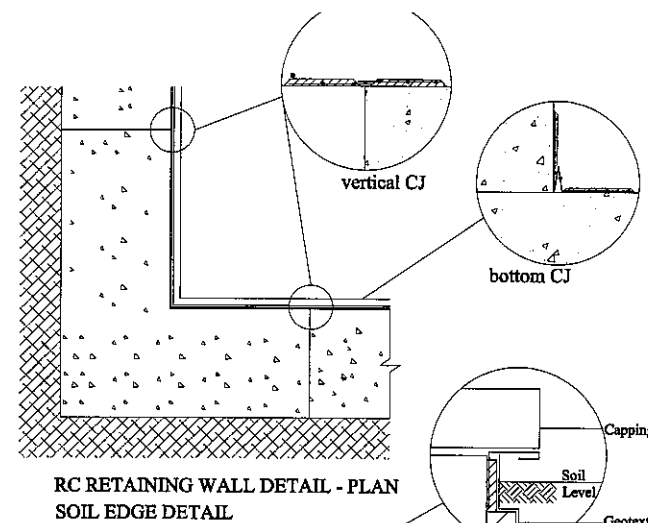


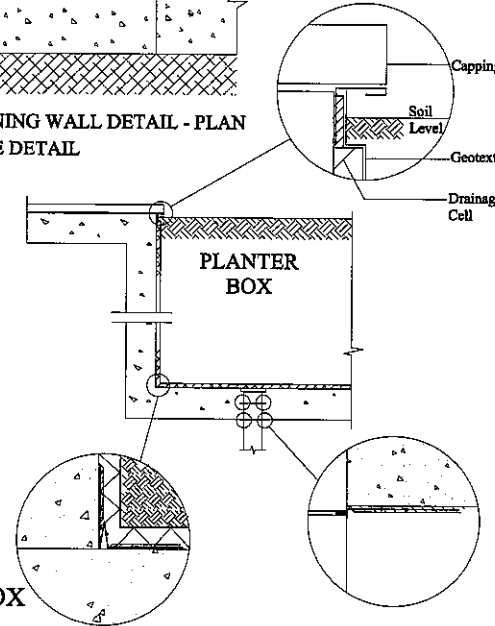
Finishes interface detail



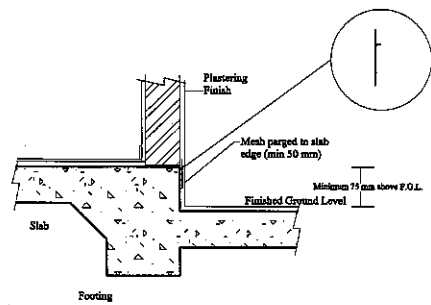
SPECIFICATION BASEMENT DETAIL
(RC Retaining Wall)



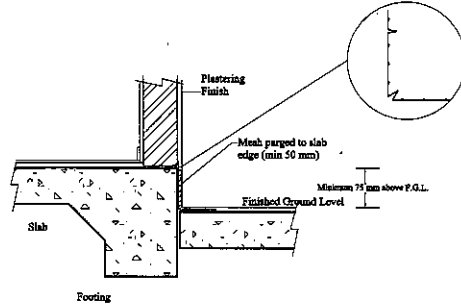
RC RETAINING WALL DETAIL - PLAN SOIL EDGE DETAIL



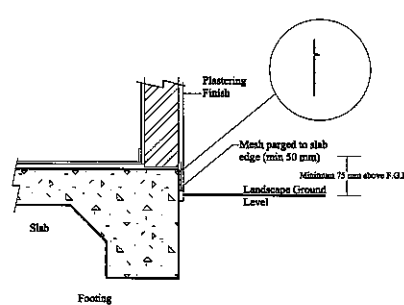
PLANTER BOX DETAIL



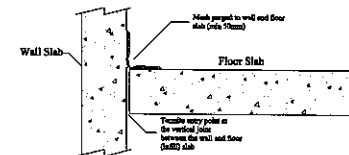
SLAB PERIMETER INSTALLATION SUSPENDED SLAB DETAIL



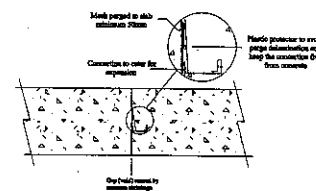
SLAB PERIMETER INSTALLATION NON-SUSPENDED SLAB DETAIL



SLAB PERIMETER INSTALLATION SOIL EDGE DETAIL



PERIMETER JUNCTION



PRE-POUR CJ

NOTES:
This document is intended only for the use of the individual or entity to which it is addressed to and may contain information that is privileged, confidential, and exempt from disclosure under applicable law. If you are not intended recipient, you are hereby notified that any use, dissemination, or copying of this document is strictly prohibited. If you have received this document in error, please notify us immediately by telephone and return the original document to us at the above address at sender's cost. Thank you.

The TERMI-MESH System is designed to stop subterranean termites from entering a building by blocking any foundation entry points including construction and control joints, cavity walls below final ground level, retaining walls, service pipe penetrations through slabs, blockouts in concrete, brick/block piers. The System consists of a stainless steel mesh, stainless steel clips and TERMI-PARGE (a specialised bonding cement).

SPECIALIST SUB- CONTRACTOR
Termi-Mesh Singapore Pte Ltd
48 JALAN PUNJAY 141 #01 RAJING #1-10
SINGAPORE 277461
TEL: 68823412 FAX: 6284420

DRAWING TITLE:
TERMI-MESH INSTALLATION DETAILS

COORDINATED			
ARCH	MECH	ELEC	CIVIL
JOB NO	DATE	SCALE	NTSS
DRAWN	CHECKED	APPROVED	
DRAWING NO. TERMI/0208-003/rev			REV. 0

TERMI-MESH INSTALLATION DETAILS